

Styles come and go, but columns have stayed in fashion for over 3000 years. The only changes in columns over the past number of years have been the types of material they have been made from. Today, the best columns are made by Chemcrest.

Our porch posts are structural and our decorative columns easily conceal existing unsightly support posts or pipes already in place. Structural columns are also available. In every case, Chemcrest's columns and porch posts are more durable than wood and do not require the continuous maintenance or rot repair that wood products demand.

Chemcrest's columns come in a variety of styles: smooth, fluted, paneled, straight, tapered, round and square. Add one of our crowns or capitals and bases to further enhance the look.

Products shown: PSC1210-FL, CROWN-12



Columns & Porch Posts

Polyurethane • PVC • Fiberglass • Column Wraps • Bases and Capitals





Round Polyurethane Column Wraps

COLUMNS & PORCH POSTS Round Polyurethane Column Wraps



Round Split Smooth Column Wraps

	OD	Height	ID
PSC0608-SM*	6"	8'	3 1/2"
PSC0610-SM*	6"	10'	3 1/2"
PSC0612-SM*	6"	12'	3 1/2"
PSC0808-SM	8"	8'	5 1/2"
PSC0810-SM	8"	10'	5 1/2"
PSC0812-SM	8"	12'	5 1/2"
PSC1008-SM	10"	8'	7 1/2"
PSC1010-SM	10"	10'	7 1/2"
PSC1012-SM	10"	12'	7 1/2"
PSC1208-SM	12"	8'	9 1/2"
PSC1210-SM	12"	10'	9 1/2"
PSC1212-SM	12"	12'	9 1/2"
PSC1408-SM	14 1/8"	8'	11 1/8"
PSC1410-SM	14 1/8"	10'	11 1/8"
PSC1412-SM	14 1/8"	12'	11 1/8"

*Not exactly as shown.



Round Split Fluted Column Wraps

	OD	Height	ID
PSC0808-FL	8 1/8"	8'	5 1/8"
PSC0810-FL	8 1/8"	10'	5 1/8"
PSC0812-FL	8 1/8"	12'	5 1/8"
PSC1008-FL	9 7/8"	8'	7 3/8"
PSC1010-FL	9 7/8"	10'	7 3/8"
PSC1012-FL	9 7/8"	12'	7 3/8"
PSC1208-FL	11 7/8"	8'	9 3/8"
PSC1210-FL	11 7/8"	10'	9 3/8"
PSC1212-FL	11 7/8"	12'	9 3/8"
PSC1408-FL	14 1/8"	8'	11 1/8"
PSC1410-FL	14 1/8"	10'	11 1/8"
PSC1412-FL	14 1/8"	12'	11 1/8"



Round Split Smooth Tapered Column Wraps
(Architecturally correct - Entasis Style)

	Base OD	Height	ID	Top OD
PSC0804-TAP-SM	7 5/8"	4'	4 5/8"	7 1/16"
PSC0805-TAP-SM	7 5/8"	5'	4 5/8"	6 5/8"
PSC0808-TAP-SM	7 5/8"	8'	4 5/8"	6 5/8"
PSC0810-TAP-SM	7 7/16"	10'	4 3/8"	6 1/2"
PSC1008-TAP-SM	9 5/8"	8'	6 5/8"	8 1/2"
PSC1210-TAP-SM	12"	10'	9"	10 1/8"
PSC1412-TAP-SM*	14"	10' 5 1/2"	10 1/2"	12"

*Not exactly as shown.




Round Split Fluted Tapered Column Wraps

	Base OD	Height	ID	Top OD
PSC0808-TAP-FL	7 1/8"	8'	4 1/4"	6 1/2"
PSC0810-TAP-FL	7 1/4"	10'	4 1/4"	6 1/2"
PSC0812-TAP-FL	7 3/8"	12'	4 1/4"	6 1/2"

Chemcrest Inc. Polyurethane Column Wraps are shipped unassembled in two half rounds. These columns are Non-Structural and for decorative use only. This product requires PL Premium™ adhesive on all joints and corners, and finish painting upon installation.

Decorative Bases & Capitals

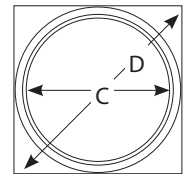


Tuscan Capital & Base


	A	B	C	D	Fits Column Size
TUSC06	9"	3 1/4"	6 1/8"	12 3/4"	6" Column
TUSC08	11"	3 1/4"	8 1/8"	15 9/16"	8" Column
TUSC08-TAP	10 5/8"	3 1/4"	7 3/4"	15 3/4"	8" Tapered Column
TUSC08-TAP-CAP	9 13/16"	3 1/4"	6 15/16"	13 7/8"	8" Tapered Column
TUSC10	13"	3 1/4"	10 1/8"	18 3/8"	10" Column
TUSC10-TAP	12 7/8"	3 1/4"	9 3/4"	18 3/16"	10" Tapered Column
TUSC10-TAP-CAP	11 5/8"	3 1/4"	8 3/4"	16 7/16"	10" Tapered Column
TUSC12	15"	3 1/4"	12 1/8"	21 1/4"	12" Column
TUSC12-TAP	14 7/8"	3 1/4"	12"	21 1/16"	12" Tapered Column
TUSC12-TAP-CAP	13 3/8"	3 1/4"	10 1/2"	18 15/16"	12" Tapered Column
TUSC14	17"	3 1/4"	14 1/4"	24 1/8"	14" Column
TUSC14-TAP	18"	6 1/16"	14 1/16"	24 7/16"	14" Tapered Column
TUSC14-TAP-CAP	17"	4 7/16"	11 7/8"	24 1/16"	14" Tapered Column

-TAP = Tuscan Base for Tapered Columns

-TAP-CAP = Tuscan Capital for Tapered Columns

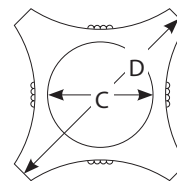


(C=hole size D=total cross)




Scamozzi Capital - Sits overtop tapered column like a sleeve

	A	B	C	D	Fits Column Size
CROWN-08-TAP	11"	4 5/8"	6 3/4"	14"	8" Column
CROWN-10-TAP	16 5/8"	7 1/8"	8 7/8"	21 3/8"	10" Column
CROWN-12-TAP	18 1/2"	7 1/2"	10 7/16"	24 3/4"	12" Column

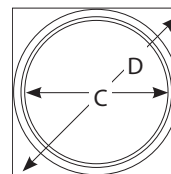


(C=hole size D=total cross)



Attic Base - For straight column



	A	B	C	D	Fits Column Size
ATTC08	10 3/4"	4 3/8"	8 3/16"	15 3/16"	8" Column
ATTC10	13 7/16"	5 1/2"	10 3/16"	19"	10" Column
ATTC12	15 15/16"	6 3/8"	12 3/16"	22 9/16"	12" Column



Use PL Premium™ adhesive on all joints and corners, and finish with 100% Acrylic Latex Paint based on the application. If you can't find what you're looking for, call our Customer Service Representatives to talk about your specific needs.



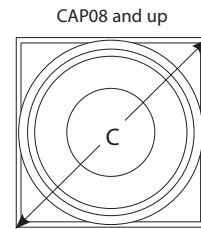
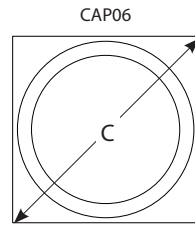


Decorative Bases & Capitals




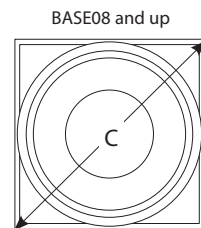
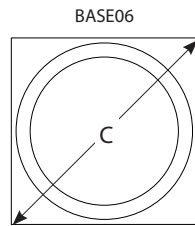
Standard Capital

	A	B	C	Fits Column Size
CAP06	7"	4"	9 7/8"	6" Column
CAP08	11 3/4"	2 7/8"	16 5/8"	8" Column
CAP-08-TAP	9 5/16"	3 3/16"	13 3/16"	8" Tapered Column
CAP10	12 3/4"	3 1/4"	18"	10" Column
CAP-10-TAP	11 5/8"	3 1/4"	16 7/16"	10" Tapered Column
CAP12	15"	3 1/4"	21 3/16"	12" Column
CAP-12-TAP	13 3/8"	3 1/4"	18 15/16"	12" Tapered Column
CAP14	17"	3 1/4"	23 3/4"	14" Column



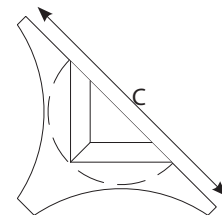
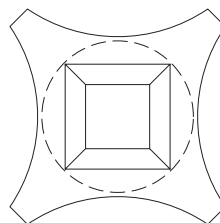
Standard Base

	A	B	C	Fits Column Size
BASE06	7"	4"	9 7/8"	6" Column
BASE08	11 3/4"	2 7/8"	16 5/8"	8" Column
BASE10	12 3/4"	3 1/4"	18"	10" Column
BASE12	15"	3 1/4"	21 3/16"	12" Column
BASE14	17"	3 1/4"	23 3/4"	14" Column



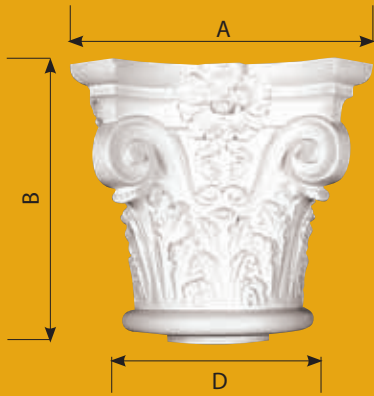
Roman Corinthian Capital

	A	B	C	D	Fits Column Size
CR2424-F	18 1/2"	15 1/2"	24"	13"	10" to 12" Full Column
CR2424-H	24"	15 1/2"	24"	13"	10" to 12" Half Column



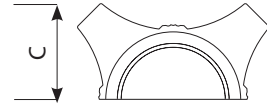
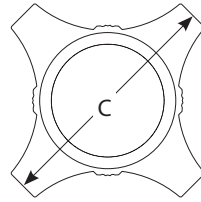
Use PL Premium™ adhesive on all joints and corners, and finish with 100% Acrylic Latex Paint based on the application. If you can't find what you're looking for, call our Customer Service Representatives to talk about your specific needs.

Decorative Bases & Capitals



Roman Corinthian Capital

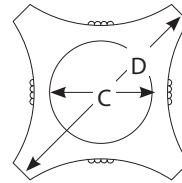
	A	B	C	D	Fits Column Size
CR1212-CF	12 1/2"	11 3/4"	15 7/16"	8 3/4"	8" Full Column
CR1212-CH	12 1/2"	11 3/4"	6 1/4"	8 3/4"	8" Half Column



Crown Capital

	A	B	C	D	Fits Column Size
CROWN-06*	12 1/2"	4 15/16"	6 3/4"	15 9/16"	6" Column
CROWN-08	13 3/4"	5 5/8"	8"	17 1/2"	8" Column
CROWN-10	16 1/2"	6 3/4"	10"	21"	10" Column
CROWN-12	18 1/4"	7 3/4"	12 3/16"	24 1/2"	12" Column

*Shipped in 2 pieces.



Products shown: CROWN-08, PSC0812-FL




Chemcrest Decorative Columns are NOT structural, however they are ideal for concealing structural steel or wooden posts. Column pricing does NOT include Bases or Capitals – a Base and/or Capital must be ordered separately to complete the Column.

Use PL Premium™ adhesive on all joints and corners, and finish with 100% Acrylic Latex Paint based on the application. If you can't find what you're looking for, call our Customer Service Representatives to talk about your specific needs.



Square Decorative PVC Column Wraps


COLUMNS & PORCH POSTS Square Decorative PVC Column Wraps



Square Plain Decorative Column Wraps

	Width	Height
KDC1200-0604	5 3/4"	4'
KDC1200-0605	5 3/4"	5'
KDC1200-0606	5 3/4"	6'
KDC1200-0608	5 3/4"	8'
KDC1200-0610	5 3/4"	10'
KDC1200-0804	7 3/4"	4'
KDC1200-0805	7 3/4"	5'
KDC1200-0806	7 3/4"	6'
KDC1200-0808	7 3/4"	8'
KDC1200-0810	7 3/4"	10'
KDC1200-1004	9 3/4"	4'
KDC1200-1005	9 3/4"	5'
KDC1200-1006	9 3/4"	6'
KDC1200-1008	9 3/4"	8'
KDC1200-1010	9 3/4"	10'
KDC1200-1204	11 3/4"	4'
KDC1200-1205	11 3/4"	5'
KDC1200-1206	11 3/4"	6'
KDC1200-1208	11 3/4"	8'
KDC1200-1210	11 3/4"	10'


Actual column height may be 1/4" less than stated. Additional sizes and designs are available



Square Fluted Decorative Column Wraps

	Width	Height
KDC2200-0604	5 3/4"	4'
KDC2200-0605	5 3/4"	5'
KDC2200-0606	5 3/4"	6'
KDC2200-0608	5 3/4"	8'
KDC2200-0610	5 3/4"	10'
KDC2200-0804	7 3/4"	4'
KDC2200-0805	7 3/4"	5'
KDC2200-0806	7 3/4"	6'
KDC2200-0808	7 3/4"	8'
KDC2200-0810	7 3/4"	10'
KDC2200-1004	9 3/4"	4'
KDC2200-1005	9 3/4"	5'
KDC2200-1006	9 3/4"	6'
KDC2200-1008	9 3/4"	8'
KDC2200-1010	9 3/4"	10'
KDC2200-1204	11 3/4"	4'
KDC2200-1205	11 3/4"	5'
KDC2200-1206	11 3/4"	6'
KDC2200-1208	11 3/4"	8'
KDC2200-1210	11 3/4"	10'


Actual column height may be 1/4" less than stated. Additional sizes and designs are available



Square Raised Panel Decorative Column Wraps

	Width	Height
KDC3200-0604	5 3/4"	4'
KDC3200-0605	5 3/4"	5'
KDC3200-0606	5 3/4"	6'
KDC3200-0608	5 3/4"	8'
KDC3200-0610	5 3/4"	10'
KDC3200-0804	7 3/4"	4'
KDC3200-0805	7 3/4"	5'
KDC3200-0806	7 3/4"	6'
KDC3200-0808	7 3/4"	8'
KDC3200-0810	7 3/4"	10'
KDC3200-1004	9 3/4"	4'
KDC3200-1005	9 3/4"	5'
KDC3200-1006	9 3/4"	6'
KDC3200-1008	9 3/4"	8'
KDC3200-1010	9 3/4"	10'
KDC3200-1204	11 3/4"	4'
KDC3200-1205	11 3/4"	5'
KDC3200-1206	11 3/4"	6'
KDC3200-1208	11 3/4"	8'
KDC3200-1210	11 3/4"	10'

Actual column height may be 1/4" less than stated. Additional sizes and designs are available




Square Recessed Panel Decorative Column Wraps

	Width	Height
KDC4200-0604	5 3/4"	4'
KDC4200-0605	5 3/4"	5'
KDC4200-0606	5 3/4"	6'
KDC4200-0608	5 3/4"	8'
KDC4200-0610	5 3/4"	10'
KDC4200-0804	7 3/4"	4'
KDC4200-0805	7 3/4"	5'
KDC4200-0806	7 3/4"	6'
KDC4200-0808	7 3/4"	8'
KDC4200-0810	7 3/4"	10'
KDC4200-1004	9 3/4"	4'
KDC4200-1005	9 3/4"	5'
KDC4200-1006	9 3/4"	6'
KDC4200-1008	9 3/4"	8'
KDC4200-1010	9 3/4"	10'
KDC4200-1204	11 3/4"	4'
KDC4200-1205	11 3/4"	5'
KDC4200-1206	11 3/4"	6'
KDC4200-1208	11 3/4"	8'
KDC4200-1210	11 3/4"	10'

Actual column height may be 1/4" less than stated. Additional sizes and designs are available

Chemcrest Inc. PVC Column Wraps are shipped un-assembled in two L-shaped halves. These columns are Non-Structural and for decorative use only. This product requires PL Premium™ adhesive on all joints and corners, and finish painting upon installation.

Square Tapered PVC Column Wraps



Square Plain Tapered Column Wraps

	Top Width	Bottom Width	Height
KDC1100-1204	7 3/4"	11 3/4"	4'
KDC1100-1205	7 3/4"	11 3/4"	5'
KDC1100-1206	7 3/4"	11 3/4"	6'
KDC1100-1208	7 3/4"	11 3/4"	8'
KDC1100-1604	11 3/4"	15 3/4"	4'
KDC1100-1605	11 3/4"	15 3/4"	5'
KDC1100-1606	11 3/4"	15 3/4"	6'
KDC1100-1608	11 3/4"	15 3/4"	8'
KDC1100-2004	13 3/4"	19 3/4"	4'
KDC1100-2005	13 3/4"	19 3/4"	5'
KDC1100-2006	13 3/4"	19 3/4"	6'
KDC1100-2008	13 3/4"	19 3/4"	8'
KDC1100-2404	15 3/4"	23 3/4"	4'
KDC1100-2405	15 3/4"	23 3/4"	5'
KDC1100-2406	15 3/4"	23 3/4"	6'
KDC1100-2408	15 3/4"	23 3/4"	8'

Actual column height may be 1/4" less than stated. Additional sizes and designs are available

Square Raised Panel Tapered Column Wraps




	Top Width	Bottom Width	Height
KDC3100-1204	7 3/4"	11 3/4"	4'
KDC3100-1205	7 3/4"	11 3/4"	5'
KDC3100-1206	7 3/4"	11 3/4"	6'
KDC3100-1208	7 3/4"	11 3/4"	8'
KDC3100-1604	11 3/4"	15 3/4"	4'
KDC3100-1605	11 3/4"	15 3/4"	5'
KDC3100-1606	11 3/4"	15 3/4"	6'
KDC3100-1608	11 3/4"	15 3/4"	8'
KDC3100-2004	13 3/4"	19 3/4"	4'
KDC3100-2005	13 3/4"	19 3/4"	5'
KDC3100-2006	13 3/4"	19 3/4"	6'
KDC3100-2008	13 3/4"	19 3/4"	8'
KDC3100-2404	15 3/4"	23 3/4"	4'
KDC3100-2405	15 3/4"	23 3/4"	5'
KDC3100-2406	15 3/4"	23 3/4"	6'
KDC3100-2408	15 3/4"	23 3/4"	8'

Actual column height may be 1/4" less than stated. Additional sizes and designs are available

Square Recessed Panel Tapered Column Wraps


	Top Width	Bottom Width	Height
KDC4100-1204	7 3/4"	11 3/4"	4'
KDC4100-1205	7 3/4"	11 3/4"	5'
KDC4100-1206	7 3/4"	11 3/4"	6'
KDC4100-1208	7 3/4"	11 3/4"	8'
KDC4100-1604	11 3/4"	15 3/4"	4'
KDC4100-1605	11 3/4"	15 3/4"	5'
KDC4100-1606	11 3/4"	15 3/4"	6'
KDC4100-1608	11 3/4"	15 3/4"	8'
KDC4100-2004	13 3/4"	19 3/4"	4'
KDC4100-2005	13 3/4"	19 3/4"	5'
KDC4100-2006	13 3/4"	19 3/4"	6'
KDC4100-2008	13 3/4"	19 3/4"	8'
KDC4100-2404	15 3/4"	23 3/4"	4'
KDC4100-2405	15 3/4"	23 3/4"	5'
KDC4100-2406	15 3/4"	23 3/4"	6'
KDC4100-2408	15 3/4"	23 3/4"	8'

Actual column height may be 1/4" less than stated. Additional sizes and designs are available



COLUMNS & PORCH POSTS Square Tapered PVC Column Wraps

Chemcrest Inc. PVC Column Wraps are shipped un-assembled in two L-shaped halves. These columns are Non-Structural and for decorative use only. This product requires PL Premium™ adhesive on all joints and corners, and finish painting upon installation.



Square PVC Column Wraps

COLUMNS & PORCH POSTS Square PVC Column Wraps



Square Plain Column Wraps

	Width	Height
KDC1000-0604	5 3/4"	4'
KDC1000-0605	5 3/4"	5'
KDC1000-0606	5 3/4"	6'
KDC1000-0608	5 3/4"	8'
KDC1000-0610	5 3/4"	10'
KDC1000-0804	7 3/4"	4'
KDC1000-0805	7 3/4"	5'
KDC1000-0806	7 3/4"	6'
KDC1000-0808	7 3/4"	8'
KDC1000-0810	7 3/4"	10'
KDC1000-1004	9 3/4"	4'
KDC1000-1005	9 3/4"	5'
KDC1000-1006	9 3/4"	6'
KDC1000-1008	9 3/4"	8'
KDC1000-1010	9 3/4"	10'
KDC1000-1204	11 3/4"	4'
KDC1000-1205	11 3/4"	5'
KDC1000-1206	11 3/4"	6'
KDC1000-1208	11 3/4"	8'
KDC1000-1210	11 3/4"	10'

Actual column height may be 1/4" less than stated. Additional sizes and designs are available



Square Fluted Column Wraps

	Width	Height
KDC2000-0604	5 3/4"	4'
KDC2000-0605	5 3/4"	5'
KDC2000-0606	5 3/4"	6'
KDC2000-0608	5 3/4"	8'
KDC2000-0610	5 3/4"	10'
KDC2000-0804	7 3/4"	4'
KDC2000-0805	7 3/4"	5'
KDC2000-0806	7 3/4"	6'
KDC2000-0808	7 3/4"	8'
KDC2000-0810	7 3/4"	10'
KDC2000-1004	9 3/4"	4'
KDC2000-1005	9 3/4"	5'
KDC2000-1006	9 3/4"	6'
KDC2000-1008	9 3/4"	8'
KDC2000-1010	9 3/4"	10'
KDC2000-1204	11 3/4"	4'
KDC2000-1205	11 3/4"	5'
KDC2000-1206	11 3/4"	6'
KDC2000-1208	11 3/4"	8'
KDC2000-1210	11 3/4"	10'

Actual column height may be 1/4" less than stated. Additional sizes and designs are available



Square Raised Panel Column Wraps

	Width	Height
KDC3000-0604	5 3/4"	4'
KDC3000-0605	5 3/4"	5'
KDC3000-0606	5 3/4"	6'
KDC3000-0608	5 3/4"	8'
KDC3000-0610	5 3/4"	10'
KDC3000-0804	7 3/4"	4'
KDC3000-0805	7 3/4"	5'
KDC3000-0806	7 3/4"	6'
KDC3000-0808	7 3/4"	8'
KDC3000-0810	7 3/4"	10'
KDC3000-1004	9 3/4"	4'
KDC3000-1005	9 3/4"	5'
KDC3000-1006	9 3/4"	6'
KDC3000-1008	9 3/4"	8'
KDC3000-1010	9 3/4"	10'
KDC3000-1204	11 3/4"	4'
KDC3000-1205	11 3/4"	5'
KDC3000-1206	11 3/4"	6'
KDC3000-1208	11 3/4"	8'
KDC3000-1210	11 3/4"	10'

Actual column height may be 1/4" less than stated. Additional sizes and designs are available




Square Recessed Panel Column Wraps

	Width	Height
KDC4000-0604	5 3/4"	4'
KDC4000-0605	5 3/4"	5'
KDC4000-0606	5 3/4"	6'
KDC4000-0608	5 3/4"	8'
KDC4000-0610	5 3/4"	10'
KDC4000-0804	7 3/4"	4'
KDC4000-0805	7 3/4"	5'
KDC4000-0806	7 3/4"	6'
KDC4000-0808	7 3/4"	8'
KDC4000-0810	7 3/4"	10'
KDC4000-1004	9 3/4"	4'
KDC4000-1005	9 3/4"	5'
KDC4000-1006	9 3/4"	6'
KDC4000-1008	9 3/4"	8'
KDC4000-1010	9 3/4"	10'
KDC4000-1204	11 3/4"	4'
KDC4000-1205	11 3/4"	5'
KDC4000-1206	11 3/4"	6'
KDC4000-1208	11 3/4"	8'
KDC4000-1210	11 3/4"	10'

Actual column height may be 1/4" less than stated. Additional sizes and designs are available

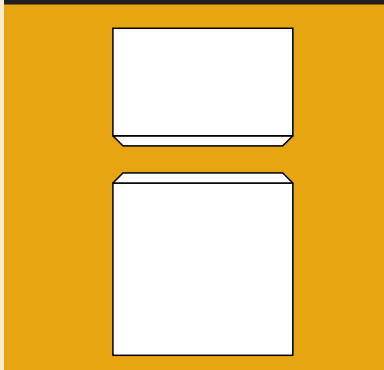
Chemcrest Inc. PVC Column Wraps are shipped un-assembled in two L-shaped halves. These columns are Non-Structural and for decorative use only. This product requires PL Premium™ adhesive on all joints and corners, and finish painting upon installation.

Square PVC Capital and Bases Wraps




Standard Cap and Base Wraps

	Width	Height	Projection	Fits Column Size
KDS-06-CAP	7"	6"	1/2"	6" Column
KDS-06-BASE	7"	9"	1/2"	6" Column
KDS-08-CAP	9"	6"	1/2"	8" Column
KDS-08-BASE	9"	9"	1/2"	8" Column
KDS-10-CAP	11"	6"	1/2"	10" Column
KDS-10-BASE	11"	9"	1/2"	10" Column
KDS-12-CAP	13"	6"	1/2"	12" Column
KDS-12-BASE	13"	9"	1/2"	12" Column




Ogee Cap and Base Wraps

	Width	Height	Projection	Fits Column Size
KDO-06-CAP	7"	6"	1/2"	6" Column
KDO-06-BASE	7"	9"	1/2"	6" Column
KDO-08-CAP	9"	6"	1/2"	8" Column
KDO-08-BASE	9"	9"	1/2"	8" Column
KDO-10-CAP	11"	6"	1/2"	10" Column
KDO-10-BASE	11"	9"	1/2"	10" Column
KDO-12-CAP	13"	6"	1/2"	12" Column
KDO-12-BASE	13"	9"	1/2"	12" Column




Traditional Cap and Base Wraps

	Width	Height	Projection	Fits Column Size
KDT-06-CAP	8 3/4"	2"	1 3/8"	6" Column
KDT-06-BASE	8 3/4"	2"	1 3/8"	6" Column
KDT-08-CAP	10 3/4"	2"	1 3/8"	8" Column
KDT-08-BASE	10 3/4"	2"	1 3/8"	8" Column
KDT-10-CAP	12 3/4"	2"	1 3/8"	10" Column
KDT-10-BASE	12 3/4"	2"	1 3/8"	10" Column
KDT-12-CAP	14 3/4"	2"	1 3/8"	12" Column
KDT-12-BASE	14 3/4"	2"	1 3/8"	12" Column



Neck Mould Wraps

	Width	Height	Projection	Fits Column Size
KDN-06-Neck	7 3/8"	1 1/8"	11/16"	6" Column
KDN-08-Neck	9 3/8"	1 1/8"	11/16"	8" Column
KDN-10-Neck	11 3/8"	1 1/8"	11/16"	10" Column
KDN-12-Neck	13 3/8"	1 1/8"	11/16"	12" Column



Traditional Tapered Cap and Base Wraps

	Width	Height	Projection	Fits Column Size
KDTT-08-CAP	10 3/4"	2"	1 3/8"	8" Column
KDTT-12-BASE	14 3/4"	2"	1 3/8"	12" Column
KDTT-12-CAP	14 3/4"	2"	1 3/8"	12" Column
KDTT-16-BASE	18 3/4"	2"	1 3/8"	16" Column
KDTT-14-CAP	16 3/4"	2"	1 3/8"	14" Column
KDTT-20-BASE	22 3/4"	2"	1 3/8"	20" Column
KDTT-16-CAP	18 3/4"	2"	1 3/8"	16" Column
KDTT-24-BASE	26 3/4"	2"	1 3/8"	24" Column

Chemcrest Inc. PVC Column Wraps are shipped un-assembled in two L-shaped halves. This product requires PL Premium™ adhesive on all joints and corners, and finish painting upon installation.

Fiberglass Structural Columns

Square Plain Fiberglass Post 8"

	Width	Height
FPOST8X8X5-SHAFT	7 1/4"	5'
FPOST8X8X6-SHAFT	7 1/4"	6'
FPOST8X8X8-SHAFT	7 1/4"	8'
FPOST8X8X9-SHAFT	7 1/4"	9'
FPOST8X8X10-SHAFT	7 1/4"	10'
FPOST8X8X12-SHAFT	7 1/4"	12'
FPOST-8CAP (Tuscan Cap)	10"	3"
FPOST-8BASE (Tuscan Base)	11 1/8"	4 1/2"
FPOST-8RING (Astragal Ring)	8 3/4"	1 1/4"

Structural load maximum of 6,500 lbs based on safety factor of 3 as per manufacturer.

Square Plain Fiberglass Post 10"

	Width	Height
FPOST10X10X5-SHAFT	9 3/8"	5'
FPOST10X10X6-SHAFT	9 3/8"	6'
FPOST10X10X8-SHAFT	9 3/8"	8'
FPOST10X10X9-SHAFT	9 3/8"	9'
FPOST10X10X10-SHAFT	9 3/8"	10'
FPOST10X10X12-SHAFT	9 3/8"	12'
FPOST-10CAP (Tuscan Cap)	12"	3"
FPOST-10BASE (Tuscan Base)	12 3/4"	4 1/2"
FPOST-10RING (Astragal Ring)	11 1/8"	1 1/4"

Structural load maximum of 7,000 lbs. based on safety factor of 3 as per manufacturer.

Square Recessed Fiberglass Post 8"


	Width	Height
FPOST8X8X5-REC-SHAFT	7 1/4"	5'
FPOST8X8X6-REC-SHAFT	7 1/4"	6'
FPOST8X8X8-REC-SHAFT	7 1/4"	8'
FPOST8X8X9-REC-SHAFT	7 1/4"	9'
FPOST8X8X10-REC-SHAFT	7 1/4"	10'
FPOST8X8X12-REC-SHAFT	7 1/4"	12'
FPOST-8RECIK (Insert Kit)	4 1/2"	6 1/8"
FPOST-8RECDK (Divider Kit)	4 1/2"	3 3/4"
FPOST-8CAP (Tuscan Cap)	10"	3"
FPOST-8BASE (Tuscan Base)	11 1/8"	4 1/2"
FPOST-8RING (Astragal Ring)	8 3/4"	1 1/4"

Structural load maximum of 6,500 lbs. based on safety factor of 8 as per manufacturer.

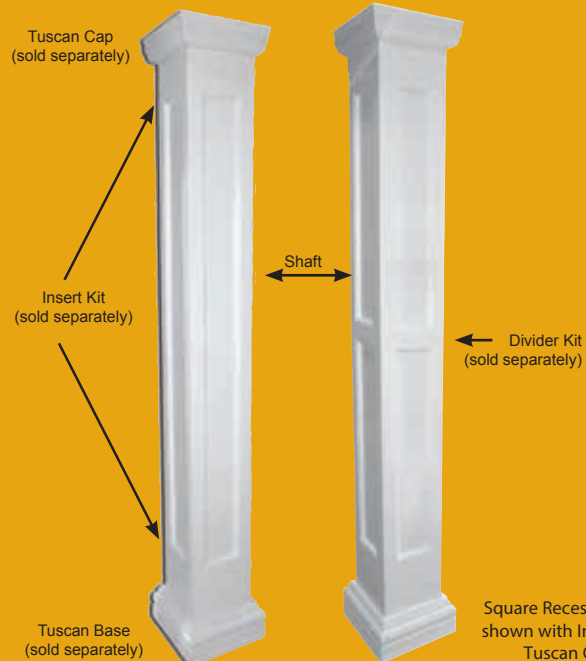
Square Recessed Fiberglass Post 10"

	Width	Height
FPOST10X10X5-REC-SHAFT	9 3/8"	5'
FPOST10X10X6-REC-SHAFT	9 3/8"	6'
FPOST10X10X8-REC-SHAFT	9 3/8"	8'
FPOST10X10X9-REC-SHAFT	9 3/8"	9'
FPOST10X10X10-REC-SHAFT	9 3/8"	10'
FPOST10X10X12-REC-SHAFT	9 3/8"	12'
FPOST-10RECIK (Insert Kit)	6 5/8"	6 1/4"
FPOST-10RECDK (Divider Kit)	6 5/8"	4 1/4"
FPOST-10CAP (Tuscan Cap)	12"	3"
FPOST-10BASE (Tuscan Base)	12 3/4"	4 1/2"
FPOST-10RING (Astragal Ring)	11 1/8"	1 1/4"

Structural load maximum of 7,000 lbs. based on safety factor of 8 as per manufacturer.



Square Plain Column shown with Tuscan Cap and Base



Square Recessed Columns shown with Insert Kits and Tuscan Cap and Base

Check with all local building codes prior to installation for your specific requirements.

Fiberglass Structural Columns



Round Non-Tapered Fiberglass Column 8"

	Width	Height
FCOL8X5-NTP-SHAFT	8"	5'
FCOL8X6-NTP-SHAFT	8"	6'
FCOL8X8-NTP-SHAFT	8"	8'
FCOL8X9-NTP-SHAFT	8"	9'
FCOL8X10-NTP-SHAFT	8"	10'
FCOL8X12-NTP-SHAFT	8"	12'
FCOL-NTP-8CAP	10 3/4"	6"
FCOL-NTP-8BASE	10 1/2"	4 1/2"

Structural load maximum of 5,000 lbs. based on safety factor of 3 as per manufacturer.

Round Non-Tapered Fiberglass Column 10"

	Width	Height
FCOL10X5-NTP-SHAFT	9 3/8"	5'
FCOL10X6-NTP-SHAFT	9 3/8"	6'
FCOL10X8-NTP-SHAFT	9 3/8"	8'
FCOL10X9-NTP-SHAFT	9 3/8"	9'
FCOL10X10-NTP-SHAFT	9 3/8"	10'
FCOL10X12-NTP-SHAFT	9 3/8"	12'
FCOL-NTP-10CAP	12"	6"
FCOL-NTP-10BASE	12 1/2"	4 1/2"

Structural load maximum of 7,000 lbs. based on safety factor of 3 as per manufacturer.

Round Tapered Fiberglass Column 8"

	Width	Height
FCOL8X5-TAP	7 5/8"	5'
FCOL8X6-TAP	7 5/8"	6'
FCOL8X8-TAP	7 5/8"	8'
FCOL8X9-TAP	7 5/8"	9'
FCOL8X10-TAP	7 5/8"	10'

Structural load maximum of 10,000 lbs. as per manufacturer. Tapered Columns includes Tuscan Cap, Base and Neck Ring

Round Tapered Fiberglass Column 10"

	Width	Height
FCOL10X6-TAP	9 5/8"	6'
FCOL10X8-TAP	9 5/8"	8'
FCOL10X9-TAP	9 5/8"	9'
FCOL10X10-TAP	9 5/8"	10'
FCOL10X12-TAP	9 5/8"	12'

Structural load maximum of 14,000 lbs. as per manufacturer. Tapered Columns includes Tuscan Cap, Base and Neck Ring

Turned Porch Posts

	Width	Height
PPOST6x8	5"	8'
PPOST6x9	5"	9'
PPOST-6SKIRT	7 3/4"	1 1/2"

Structural load bearing up to 5,000 lbs. as per manufacturer.

Tuscan Cap (sold separately)



Tuscan Base (sold separately)

Round Non-Tapered Column shown with Tuscan Cap and Base

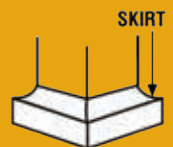
Round Tapered Column

Turned Porch Post

Tuscan Cap (included)
Neck Ring



Tuscan Base (included)



Skirt for Turned Porch Post Only.

Check with all local building codes prior to installation for your specific requirements.